



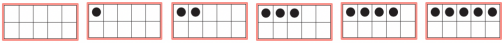


Can You Find?



1-4 players

Ages 4+


5-10 minutes

Materials:	
Start with:	Later games:
Yellow dice cards 0-5 	Add orange scattered dots cards 
Pink ten-frame cards 0-5 	Add blue circle cards 0-5 
Red triangle dots cards 0-5 	Add 6-10 cards

Goal of the game: to immediately recognize and retrieve a particular quantity card.

Setup:

1. Begin with the 0-3 cards. Add the 4-5 cards when children are ready. Once children are strong with the 0-5 cards, add the 6+ cards.

2. Shuffle the cards 


3. Put three cards down. Each card should have a different quantity of dots.



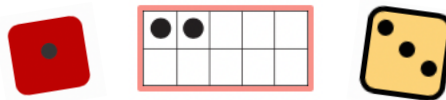
Play:



Ask one player, “Can you find the card with 2 dots?” Notice whether they see 2 immediately or need to count the dots on each card.



Once the player correctly identifies the card, say, “Ready for a new set?” Put down three new cards.



Ask another player, “Can you find the card with 3 dots?”



Notice whether children are able to subitize. For example, you might see them subitize 4 by chunking two groups of 2.

What children are learning:

- This game builds on the *Quick Images* game. In *Quick Images*, children practice seeing how many quickly. *Can You Find* is more difficult because children have to quickly see how many on three different cards and then figure out which card matches the number said.
- To make this game easier, put down only two cards.
- To make this game more challenging, add more cards or use cards with larger numbers of dots.