



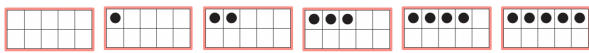
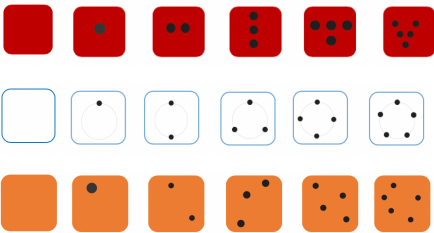
Top It!



2-4 players

Ages 5+

5-10 minutes

Materials:	
Start with:	Later games:
<p>Numeral cards 0-5</p>  <p>Yellow dice cards 0-5</p>  <p>Pink ten-frame cards 0-5</p> 	<p>Add more 0-5 dots cards</p>  <p>Add 6+ cards</p>

Goal of the game: to collect all of the cards by flipping over higher number cards than other players.

Setup:

1. Shuffle the cards



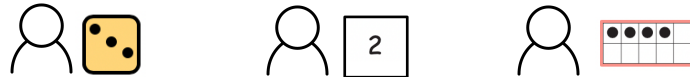
2. Deal the cards face down into equal piles for each player. Don't look at your cards yet!



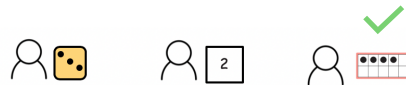
Play:

Say, “We’re each going to turn over the top card in our pile. Whoever has the highest number on their card wins this round and gets to keep all of the cards. Ready?”

Each player turns over the top card in their pile for all to see.



Ask, “Which card has the highest number? Who gets to keep all of the cards? How can we tell?”



If two players flip over the same highest number, those players flip over their next top cards. Whoever has the highest number wins all of the cards from both rounds.

Players can add the cards they “win” to the bottom of their piles. Continue playing. The game ends when there are no cards left to flip over!

What children are learning:

- Comparing cards that have many different configurations of quantity on them supports children’s understanding of diverse numerical representations.