

Top My Design

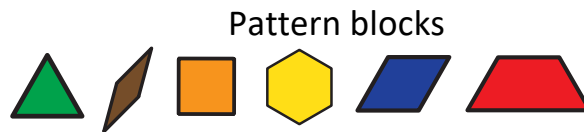


2-6 players

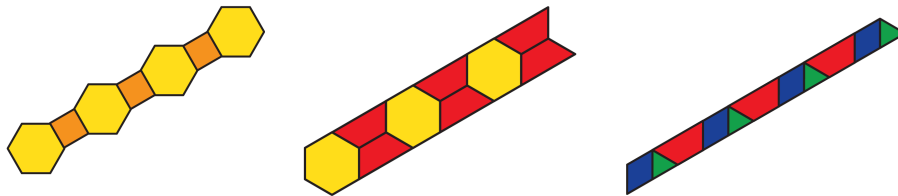
Ages 2+

5-10 minutes

Materials:



Pattern block templates



Goal of the game:

to match pattern blocks to a template with 1:1 correspondence

VOCABULARY words:

pattern
top
match
hexagon (*any shape*)

QUESTION prompts:

What is a pattern?
Are these patterns the same or different?

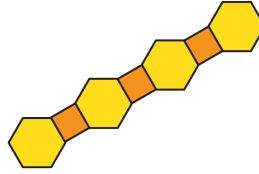
Setup:

1. Choose a pattern block template
2. Place the pattern blocks in a pile
3. Place the template down in front of children. If necessary, tape the template to a surface to prevent sliding.

Play:

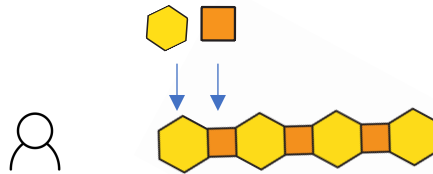


Together, chant the pattern shapes. Point to each shape as you say its name.



“Hexagon, square, hexagon, square...”

Have children place matching pattern block shapes directly on top of the pattern template.



Once children have completed the pattern, have them say the pattern and point to each shape as they say its name.

Continue playing with different patterns. When children are ready, have them *extend* the pattern by building onto it instead of copying it:



What children are learning:

- This activity helps children understand what a pattern is. Patterns follow certain rules — something must repeat in a regular way. It could be hexagon, square, hexagon, square; red, yellow, red, yellow; or A,B,A,B.