




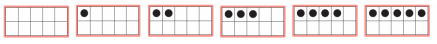
Make 5!



1-4 players

Ages 4+

5-10 minutes

Materials:	
Start with:	Later games:
Yellow dice cards 0-5 	Add more 0-5 dots cards  
Pink ten-frame cards 0-5 	Play <i>Make 10!</i>

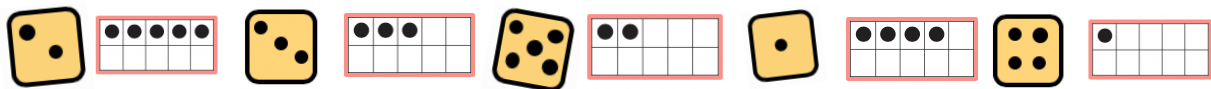
Goal of the game: to combine two dots cards so that they add up to five.

Setup:

1. Shuffle the cards



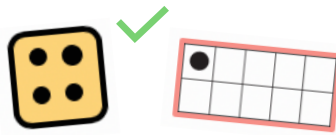
2. Place all cards face up in a row



Play:



Say, "I'm going to find two cards that add up to five! Let's see. Do these two cards add up to 5?"



Say, "Yes! There are four dots on this card, and one more dot is 5!"

Put the cards back in the row.



Say, "Now it's your turn. Can you find two cards that make 5?"

Children continue to take turns matching to 5.

What children are learning:

- This game focuses on number composition – knowing that two smaller numbers make up a larger number. In this game, children are looking for two smaller numbers that together make five.
- Practicing number composition in preschool helps children's math learning later on.
- It's important for children to recognize that a given quantity can be represented in different ways — with fingers, numerals, dots in different configurations, and more. Having practice playing with number in many forms helps to strengthen this concept.