

Crafts Shop



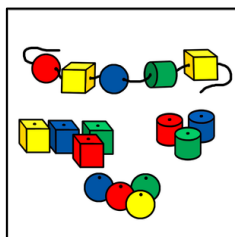
2-6 players

Ages 4+


10-15 minutes

Materials:

Stringing beads



Pipe cleaners, yarn, or string



GOAL of the game:

to recognize a
pattern of beads and
copy it

VOCABULARY words:

pattern
beside
between
repeat

QUESTION prompts:

What is the pattern
rule?
How did you know
what the pattern is?

Setup:

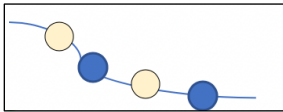
1. Set up a “Crafts Shop” as a center time activity by putting all of the game materials on a table or other flat surface
2. Using the stringing beads and pipe cleaners, yarn, or string, make several examples of AB, ABB, and AABB patterns for children to copy. Make more complex patterns as children are ready.

Play:

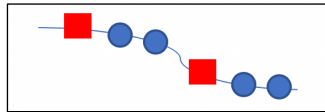


Say, “We are going to make crafts to sell to customers at our Crafts Shop!” Show children the AB, ABB, and AABB patterns that you made.

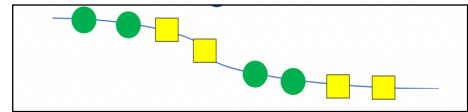
ABAB



ABBABB



AABBAABB



Say, “Can you use these beads and string to copy the patterns that I made? We will sell your patterns at the shop.”

Have children make new crafts by copying the patterns. Once children are ready, have them design their own bead patterns to sell to customers at the Crafts Shop.

Variation: Make growing patterns and symmetrical patterns for children to copy.

What children are learning:

- This activity is a fun way for children to practice copying and creating patterns
- Copying patterns helps children to understand what patterns are. It also helps them to identify and understand pattern rules (the repeating pattern unit).
- As children work on their patterns, remember to ask, “What comes next?” and “How do you know?”