

Same, One More, One Less with Fingers



1-20 players

Ages 3+

5-10 minutes

Materials: Fingers and hands

Goal of the game: to immediately recognize a number of fingers and to show the same number of fingers or the number +1 or -1.

Setup:


Hold your hands behind your back



Play:


Bring one hand forward and hold up three fingers. Say, “Can you hold up the same number of fingers as me?”



Wait for children to show three fingers. 


Put your hands behind your back. Bring one hand forward and hold up one finger. Say, “Can you hold up one more finger than me?”



Wait for children to show two fingers. 

Put your hands behind your back. Bring one hand forward and hold up five fingers. Say, “Can you hold up one less finger than me?”



Wait for children to show four fingers. 

What children are learning:

- Talking about more, less, and same helps build math vocabulary. It also helps children understand the number line because they are practicing knowing which numbers come before and after each other.
- As children gain experience, have them take on the adult role!