

# Same? One More? One Less?



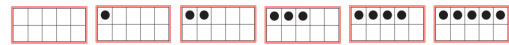
1-20 players

Ages 3+

5-10 minutes

## Materials:

Any dots cards 0-5 (at least two sets)



Goal of the game: to immediately recognize a given quantity and to name the quantity +1 or -1.

## Setup:

1. Shuffle the cards



2. Lay the cards face-up on the table so all can see

Play:

Hold up one card. Ask, “Can you find a card that is the same as mine?”

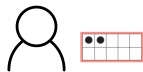


Wait for children to look through the face-up cards. They can choose one matching card or multiple matching cards.



*Note: Notice whether children match correctly. If they make a mistake, you do not have to correct them. As they practice, see if they can self-correct.*

Hold up a new card. “Can you find a card that is one more than mine?”



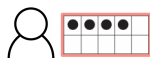
Wait for the children to look through the cards and choose one.



Hold up a new card. “Can you find a card that is one less than mine?”



Wait for the children to look through the cards and choose one.



What children are learning:

- Talking about more, less, and same helps build math vocabulary. It also helps children understand the number line because they are practicing knowing which numbers come before and after each other.
- *Variations:* Hold up your fingers and ask children to find a card with the same number of dots as fingers. Say a number and ask children to find a card with that many dots (connecting number names to quantities). Hold up a numeral card and ask children to match the numeral to that quantity of dots (connecting numerals to quantities).
- As children gain experience, have them take on the adult role!