

# Top My Design

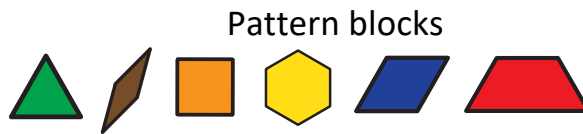


2-6 players

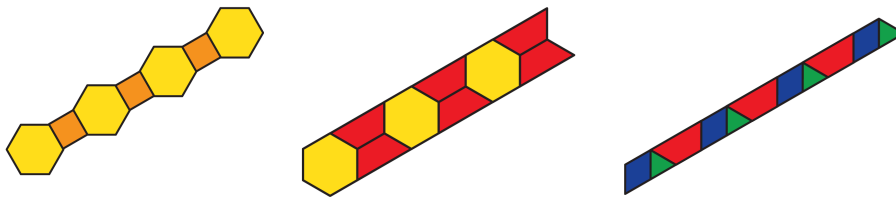
Ages 2+

5-10 minutes

## Materials:



## Pattern block templates



Goal of the game:  
to match pattern  
blocks to a template  
with 1:1  
correspondence

VOCABULARY words:  
pattern  
top  
match  
hexagon (*any shape*)

QUESTION prompts:  
What is a pattern?  
Are these patterns  
the same or  
different?

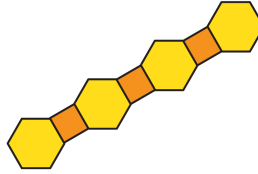
## Setup:

1. Choose a pattern block template
2. Place the pattern blocks in a pile
3. Place the template down in front of children. If necessary, tape the template to a surface to prevent sliding.

Play:

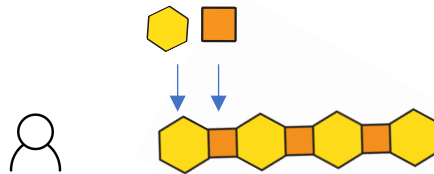


Together, chant the pattern shapes. Point to each shape as you say its name.




“Hexagon, square, hexagon, square...”

Have children place matching pattern block shapes directly on top of the pattern template.



Once children have completed the pattern, have them say the pattern and point to each shape as they say its name.

Continue playing with different patterns. When children are ready, have them *extend* the pattern by building onto it instead of copying it:



What children are learning:

- This activity helps children understand what a pattern is. Patterns follow certain rules — something must repeat in a regular way. It could be hexagon, square, hexagon, square; red, yellow, red, yellow; or A,B,A,B.