

Top It!

Players 2-4 Ages 5+ 5-10 min

GOAL

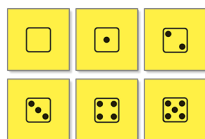
Collect all of the cards by turning over higher number cards than other players.

CARDS TO USE

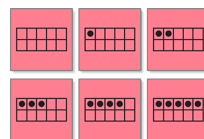
Start with:



Numerals
0-5




Dice
0-5




10 Frame
0-5

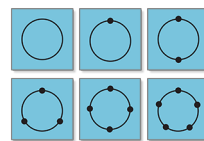
For later games: select more cards, one set at a time:



Ordered Dots
0-5




Scattered Dots
0-5



Circle
0-5

Extra Challenge



Select more cards
6-10

HOW TO PLAY

1. Select and shuffle the cards.



2. Pass out the cards face down into equal piles for each player.
Don't look at your cards yet!



3. Then say, "We're each going to turn over the top card in our pile. Whoever has the highest number on their card wins this round and gets to keep all of the cards. Ready?"

Each player turns over the top card and puts it in the center for all to see.



4. Ask, "Which card has the highest number? Who gets to keep all of the cards? How can we tell?"



5. If two players flip over the same highest number, those players flip over their next top cards. Whoever has the highest number wins all of the cards from both rounds.
6. The game ends when one person has all the cards.

WHAT CHILDREN ARE LEARNING

- Comparing cards that have different arrangements of dots on them supports children's understanding of quantity. In other words, five dots can be arranged in many different ways, but it is always five dots.
- Children are learning to identify which of two or more numbers is greatest.

MATH TOPICS

Number: Counting and Cardinality

Number: Operations

VIDEO



Watch Game Video

View the QR code in your smartphone's camera app or QR code reader to watch a video that shows how to play Top It.