

Make 5!

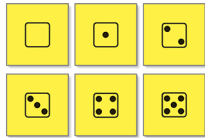
Players 1-4 Ages 4+ 5-10 min

GOAL

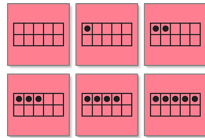
Combine two Dot Cards so that they add up to 5.

CARDS TO USE

Start with:




Dice
0-5




10 Frame
0-5

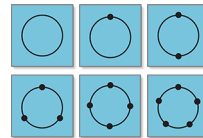
For later games: select more cards, one set at a time:



Ordered Dots
0-5



Scattered Dots
0-5




Circle
0-5

HOW TO PLAY

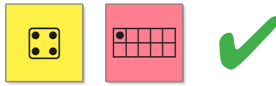
1. Select and shuffle the cards.



2. Place all cards face up.



3. You can start the game by saying, “I’m going to find two cards that add up to 5! Let’s see. Do these two cards add up to 5?”



Say, “Yes! There are 4 dots on this card, and 1 more dot is 5!”

4. Say, “Now it’s your turn. Can you find two cards that make 5?”
5. The game ends when all cards are matched.

TIPS FOR PLAYING

- If children are ready, you can add dot cards and numeral cards greater than 5. You could play Make 6!, Make 7!, Make 8!, Make 9! and Make 10! You can also use three cards to make the game more challenging. Just make sure that all the players are working toward the same goal number.

WHAT CHILDREN ARE LEARNING

- This game focuses on number composition—knowing that two smaller numbers make up a larger number. In this game, children are looking for two smaller numbers that together make 5.
- It’s important for children to recognize that a given quantity can be represented in different ways—with fingers, numerals, dots in different configurations, and more. Having practice playing with number in many forms helps to strengthen this concept.

MATH TOPICS

Number: Counting and Cardinality

Number: Operations

VIDEO



Watch Game Video

View the QR code in your smartphone's camera app or QR code reader to watch a video that shows how to play *Make 5!*