

Make 5!

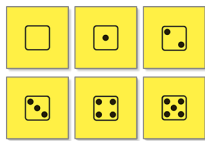
Players 1-4 Ages 4+ 5-10 min

GOAL

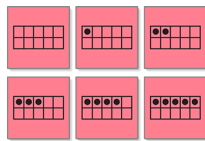
Combine two dot cards so that they add up to five.

CARDS TO USE

Start with:



Dice
0-5




10 Frame
0-5

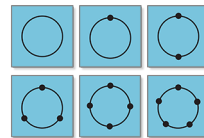
For later games: select more cards, one set at a time:



Ordered Dots
0-5




Scattered Dots
0-5



Circle
0-5

Extra Challenge




Select more cards
6-10

HOW TO PLAY

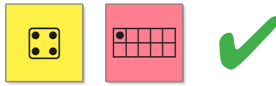
1. Select and shuffle the cards.



2. Place all cards face up.



3. Say, "I'm going to find two cards that add up to five! Let's see. Do these two cards add up to 5?"



Say, "Yes! There are four dots on this card, and one more dot is 5!"

4. Say, "Now it's your turn. Can you find two cards that make 5?"
5. The game ends when all cards are matched.

WHAT CHILDREN ARE LEARNING

- This game focuses on number composition – knowing that two smaller numbers make up a larger number. In this game, children are looking for two smaller numbers that together make five.
- For more challenge, you can play this game with more sets of dot cards and add the numeral cards. You can play Make 10 if you use the dot cards from 0 to 10 or you can play Make 15 if you use combinations of three cards.
- It's important for children to recognize that a given quantity can be represented in different ways – with fingers, numerals, dots in different configurations, and more. Having practice playing with number in many forms helps to strengthen this concept.