

Line 'Em Up!

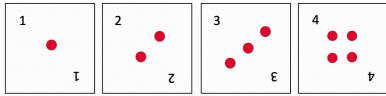


3 players

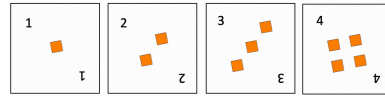
Ages 4+

Cards to use: Choose a number range for your cards. Below, the range of 1-4 is chosen.

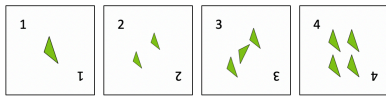
Circles 1-4



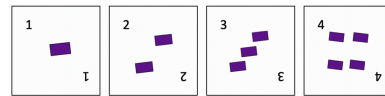
Squares 1-4



Triangles 1-4



Rectangles 1-4



Setup:

1. Shuffle cards

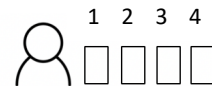
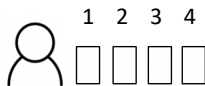
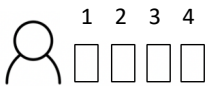


2. Deal four cards to each player face down



3. Each player puts their cards in a line, face down. Don't look at your cards!

The cards represent numbers 1-4:



Tip: You may want to create a 1-10 number line on tagboard. Children can place their cards on top of, above, or below numbers 1-4 on the number line.

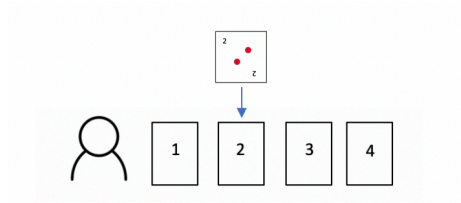
4. Place the remaining cards face down in a pile in the middle



Play:

On your turn:

Take one card from the pile in the middle. Match the number on the card with your card in the same number position.



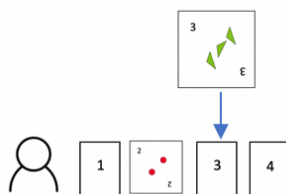
Replace the matching card in your line of cards with the card from the pile



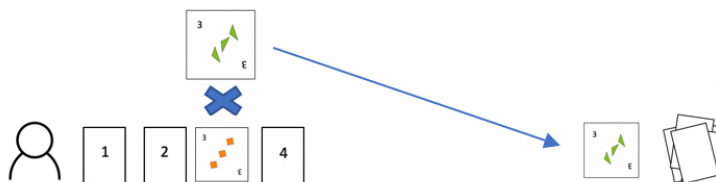
Identify the number on the card you removed from your line of cards



Match this number with your card in the same number position

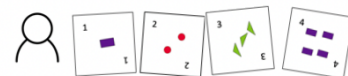


If the number on the card matches an already face-up card in your line, place the card next to the pile in the middle. It's now the next player's turn.



The next player can choose to take the face-up card or one face-down card from the pile

The game ends when one player has turned over all four of their cards!



Future games:

Choose a higher number range with more cards

Use more shapes

