

# Pattern Blocks Shape Sort



1-4 players

Ages 2+

10-15 minutes

## Materials:

Any pattern blocks or pattern block shape cutouts (3-5 of each shape)

Square



Rhombus (diamond)



Triangle



Trapezoid



Hexagon



## GOAL of the game:

To sort the pattern blocks by shape into multiple sets

## VOCABULARY words:


square      rhombus  
triangle    trapezoid  
hexagon

## QUESTION prompts:

What do you notice about these shapes?  
Which shapes do we have the most of?  
Which shapes do we have the least of?

## Setup:

1. Mix the shapes into a pile on the table or on the floor for all to see




Play:


Take turns picking up one shape and telling the other players what the shape is.



Put the shape in a pile according to its shape. If there is already a pile of that shape, add your shape to the pile.



Once all of the cards are sorted by shape, take turns counting how many are in each shape pile.



Ask comparison questions about the quantities in each pile:

“Which shape do we have the most of?”

“Which shape do we have the least of?”

“Are there more squares than triangles? How many more?”

“There are three hexagons. If we added one more hexagon, how many hexagons would there be in all?”

What children are learning:

- This game helps children learn that items can be sorted and sorted sets can be counted and compared.
- Comparing quantities helps children think carefully about numbers. This is an important skill! Early practice with comparing quantities supports children’s understanding of relations between real-world quantities (e.g., that one dollar is more than three quarters).