

# Line 'Em Up!

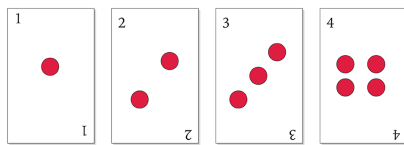
Players 2-4    Ages 4+    5-10 min

## GOAL

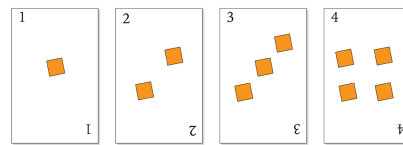
To replace your line of face-down cards with a line of face-up cards laid out in numerical order.

## CARDS TO USE

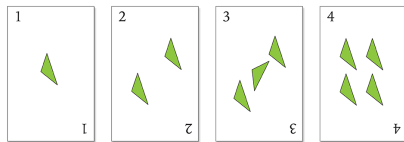
Circles 1-4



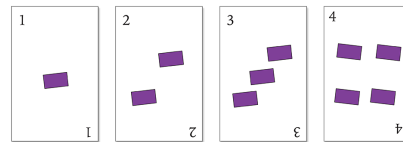
Squares 1-4



Triangles 1-4



Rectangles 1-4

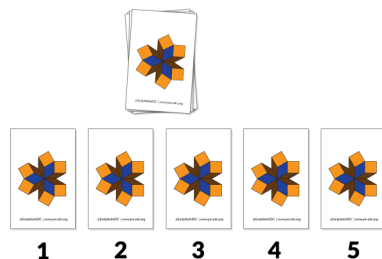


## HOW TO PLAY

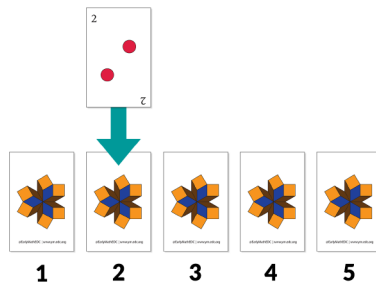
1. Select and shuffle the cards.



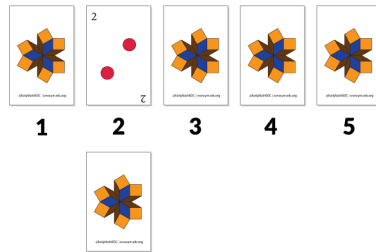
2. Pass out five face-down cards in a line to each player and put the rest of the cards in a face-down pile in the middle.



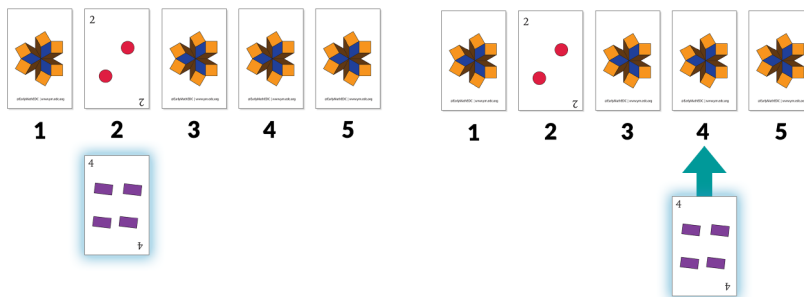
- On your turn, take one card from the pile in the middle. Match the number on the card to the card in the same number position in your line.



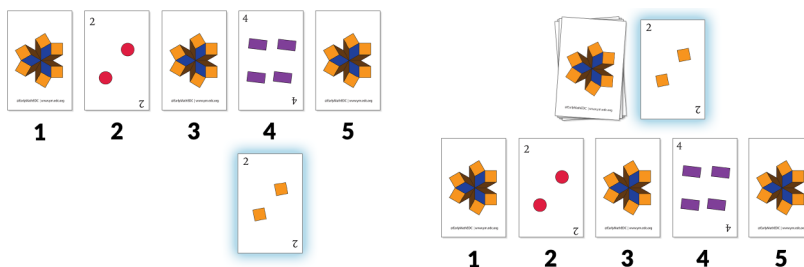
- Replace the matching card in your line with the card from the center pile.



- Turn over the card you just removed from your line. Then match the number on this card to that same number position in your line.



- If you have already turned over the card in the matching position in your line, place the card face up in the middle. It's now the next player's turn.



7. The next player can choose to either take the top card from the face-up pile in the middle or the top card from the face-down pile in the middle.
8. The game ends when one player has turned over all of their cards!

## WHAT CHILDREN ARE LEARNING

- Children practice noticing number order. As they play, they're seeing that the number one corresponds to the first position, that two corresponds to the second position, and so on.

## MATH TOPICS

Number: Counting and Cardinality

Shapes and Geometry

## VIDEO



### Watch Game Video

View the QR code in your smartphone's camera app or QR code reader to watch a video that shows how to play Line 'Em Up.