

Extend the Pattern

Players 1-4



Ages 4+



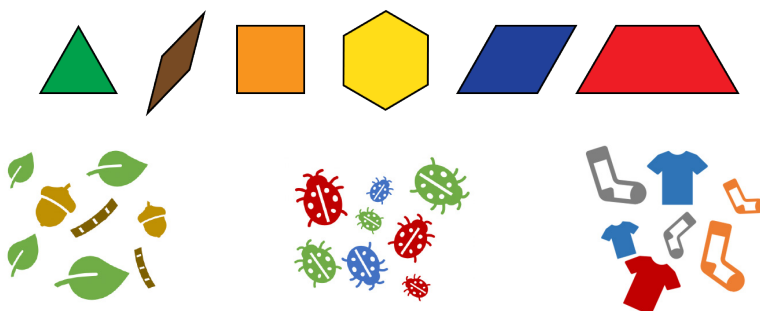
5-10 min

GOAL

To extend a pattern.

MATERIALS

Any materials you have enough of to make a pattern



VOCABULARY

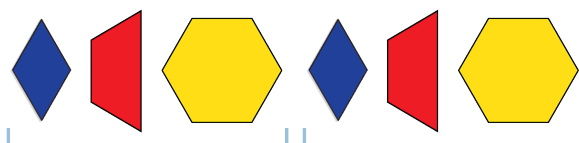
Pattern: a design that repeats in a predictable way so that you know what comes next.

QUESTIONS

How do you know what comes next?
What is repeating in this pattern?

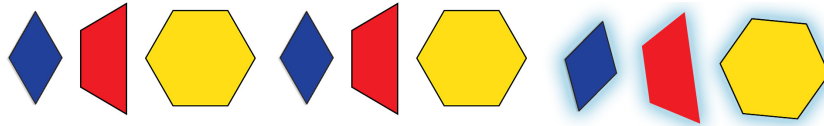
HOW TO PLAY

1. Create a pattern with at least two repeating units.



2. Then say, "I started this pattern. Can you continue it? Can you extend the pattern?" And see if they're able to figure out what comes next.

3. Sometimes it's helpful to chant the pattern out loud. For example, "Blue, red, yellow, blue, red, yellow, blue...red! Yellow!" or "Rhombus, trapezoid, hexagon, rhombus, trapezoid, hexagon, rhombus...trapezoid! Hexagon!"



TIPS FOR PLAYING

- Children love to make really, really long patterns. Be sure to leave enough space for their patterns to grow longer!

WHAT CHILDREN ARE LEARNING

- As children continue the pattern, watch to see if they're able to recognize the pattern's repeating unit. This shows that they're figuring out what's repeating in the pattern.

What is a repeating unit? Patterns repeat in predictable ways. One type of pattern is the "red, white" pattern of stripes on the United States flag: red, white, red, white, red, white... In this case the repeating unit is "red, white." A repeating unit is the part of the pattern that repeats over and over again.

MATH TOPICS

Patterns and Structure

VIDEO



Watch Game Video

View the QR code in your smartphone's camera app or QR code reader to watch a video that shows how to play Extend the Pattern.