

Counting Together



Players 1-20 : Ages 2+ : 1-5 min

GOAL

Children count the number of objects in your hand.

MATERIALS

Small counters, like tokens or figurines



QUESTIONS

How many are there in all?

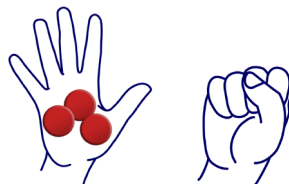
How do you know?

Can you show me how you counted?


Do you know how many without counting one by one?

HOW TO PLAY

1. Hide 3 objects in your hand. Tell children you hid some objects in your hand, and they are going to help you count aloud to find out how many.



2. Take one object from your hand, and place it where children can see. Count together, “one, two, and three.”



3. Show your empty hand, and ask children how many tokens there are in all. Reiterate that there are 3 tokens in all.
4. Try this with different numbers of counters, making sure the children count with you. Play in small group and whole group settings.

WHAT CHILDREN ARE LEARNING

- This is a quick and simple counting game that even very young children can play. As children play, notice where their counting skills are. Some children may just be learning to count or learning counting words. Others may be ready for higher numbers, like five or seven. And some might just like to watch others count the tokens before they play themselves. All of these are great ways for children to be interested in counting!
- When children label a set size by saying, “three tokens in all,” they are practicing their cardinality skills.

MATH TOPICS

Number: Counting and Cardinality

Number: Operations

VIDEO



Watch Game Video

View the QR code in your smartphone's camera app or QR code reader to watch a video that shows how to play *Counting Together*.